



PLANNING MUTUAL ACTIVITIES IN 2 EASY STEPS



STEP 2. Plan a variety of activities using the ideas from Step 1.

JANUARY

Class or quorum

	Date	Activity and purpose	Who attends?	Who is responsible? (Write names and responsibilities.)	
				Youth assignments	Adult assignments
Week 1			<input type="checkbox"/> Priests <input type="checkbox"/> Laurels <input type="checkbox"/> Teachers <input type="checkbox"/> Mia Maids <input type="checkbox"/> Deacons <input type="checkbox"/> Beehives <input type="checkbox"/> Others:		
Week 2			<input type="checkbox"/> Priests <input type="checkbox"/> Laurels <input type="checkbox"/> Teachers <input type="checkbox"/> Mia Maids <input type="checkbox"/> Deacons <input type="checkbox"/> Beehives <input type="checkbox"/> Others:		
Week 3			<input type="checkbox"/> Priests <input type="checkbox"/> Laurels <input type="checkbox"/> Teachers <input type="checkbox"/> Mia Maids <input type="checkbox"/> Deacons <input type="checkbox"/> Beehives <input type="checkbox"/> Others:		
Week 4			<input type="checkbox"/> Priests <input type="checkbox"/> Laurels <input type="checkbox"/> Teachers <input type="checkbox"/> Mia Maids <input type="checkbox"/> Deacons <input type="checkbox"/> Beehives <input type="checkbox"/> Others:		
Week 5			<input type="checkbox"/> Priests <input type="checkbox"/> Laurels <input type="checkbox"/> Teachers <input type="checkbox"/> Mia Maids <input type="checkbox"/> Deacons <input type="checkbox"/> Beehives <input type="checkbox"/> Others:		

- Mutual activities should:
- Strengthen testimonies of Jesus Christ.
 - Invite the Spirit (see Galatians 5:22–23).
 - Include youth in planning and responsibility.
 - Have a specific purpose.
 - Begin with opening exercises.
 - Be fun!





PLANNING MUTUAL ACTIVITIES IN 2 EASY STEPS

STEP 2. Plan a variety of activities using the ideas from Step 1.

FEBRUARY

Class or quorum

Week	Date	Activity and purpose	Who attends?	Who is responsible? (Write names and responsibilities.)	
				Youth assignments	Adult assignments
Week 1			<input type="radio"/> Priests <input type="radio"/> Laurels <input type="radio"/> Teachers <input type="radio"/> Mia Maids <input type="radio"/> Deacons <input type="radio"/> Beehives <input type="radio"/> Others:		
Week 2			<input type="radio"/> Priests <input type="radio"/> Laurels <input type="radio"/> Teachers <input type="radio"/> Mia Maids <input type="radio"/> Deacons <input type="radio"/> Beehives <input type="radio"/> Others:		
Week 3			<input type="radio"/> Priests <input type="radio"/> Laurels <input type="radio"/> Teachers <input type="radio"/> Mia Maids <input type="radio"/> Deacons <input type="radio"/> Beehives <input type="radio"/> Others:		
Week 4			<input type="radio"/> Priests <input type="radio"/> Laurels <input type="radio"/> Teachers <input type="radio"/> Mia Maids <input type="radio"/> Deacons <input type="radio"/> Beehives <input type="radio"/> Others:		
Week 5			<input type="radio"/> Priests <input type="radio"/> Laurels <input type="radio"/> Teachers <input type="radio"/> Mia Maids <input type="radio"/> Deacons <input type="radio"/> Beehives <input type="radio"/> Others:		

Mutual activities should:

- Strengthen testimonies of Jesus Christ.
- Invite the Spirit (see Galatians 5:22–23).
- Include youth in planning and responsibility.
- Have a specific purpose.
- Begin with opening exercises.
- Be fun!





PLANNING MUTUAL ACTIVITIES IN 2 EASY STEPS



STEP 2. Plan a variety of activities using the ideas from Step 1.

Week	Date	Activity and purpose	Who attends?	Who is responsible? (Write names and responsibilities.)	
				Youth assignments	Adult assignments
Week 1			<input type="checkbox"/> Priests <input type="checkbox"/> Laurels <input type="checkbox"/> Teachers <input type="checkbox"/> Mia Maids <input type="checkbox"/> Deacons <input type="checkbox"/> Beehives <input type="checkbox"/> Others:		
Week 2			<input type="checkbox"/> Priests <input type="checkbox"/> Laurels <input type="checkbox"/> Teachers <input type="checkbox"/> Mia Maids <input type="checkbox"/> Deacons <input type="checkbox"/> Beehives <input type="checkbox"/> Others:		
Week 3			<input type="checkbox"/> Priests <input type="checkbox"/> Laurels <input type="checkbox"/> Teachers <input type="checkbox"/> Mia Maids <input type="checkbox"/> Deacons <input type="checkbox"/> Beehives <input type="checkbox"/> Others:		
Week 4			<input type="checkbox"/> Priests <input type="checkbox"/> Laurels <input type="checkbox"/> Teachers <input type="checkbox"/> Mia Maids <input type="checkbox"/> Deacons <input type="checkbox"/> Beehives <input type="checkbox"/> Others:		
Week 5			<input type="checkbox"/> Priests <input type="checkbox"/> Laurels <input type="checkbox"/> Teachers <input type="checkbox"/> Mia Maids <input type="checkbox"/> Deacons <input type="checkbox"/> Beehives <input type="checkbox"/> Others:		

MARCH

Class or quorum

- Mutual activities should:
- Strengthen testimonies of Jesus Christ.
 - Invite the Spirit (see Galatians 5:22–23).
 - Include youth in planning and responsibility.
 - Have a specific purpose.
 - Begin with opening exercises.
 - Be fun!





PLANNING MUTUAL ACTIVITIES IN 2 EASY STEPS



STEP 2. Plan a variety of activities using the ideas from Step 1.

APRIL

Class or quorum

	Date	Activity and purpose	Who attends?	Who is responsible? (Write names and responsibilities.)	
				Youth assignments	Adult assignments
Week 1			<input type="checkbox"/> Priests <input type="checkbox"/> Laurels <input type="checkbox"/> Teachers <input type="checkbox"/> Mia Maids <input type="checkbox"/> Deacons <input type="checkbox"/> Beehives <input type="checkbox"/> Others:		
Week 2			<input type="checkbox"/> Priests <input type="checkbox"/> Laurels <input type="checkbox"/> Teachers <input type="checkbox"/> Mia Maids <input type="checkbox"/> Deacons <input type="checkbox"/> Beehives <input type="checkbox"/> Others:		
Week 3			<input type="checkbox"/> Priests <input type="checkbox"/> Laurels <input type="checkbox"/> Teachers <input type="checkbox"/> Mia Maids <input type="checkbox"/> Deacons <input type="checkbox"/> Beehives <input type="checkbox"/> Others:		
Week 4			<input type="checkbox"/> Priests <input type="checkbox"/> Laurels <input type="checkbox"/> Teachers <input type="checkbox"/> Mia Maids <input type="checkbox"/> Deacons <input type="checkbox"/> Beehives <input type="checkbox"/> Others:		
Week 5			<input type="checkbox"/> Priests <input type="checkbox"/> Laurels <input type="checkbox"/> Teachers <input type="checkbox"/> Mia Maids <input type="checkbox"/> Deacons <input type="checkbox"/> Beehives <input type="checkbox"/> Others:		

Mutual activities should:

- Strengthen testimonies of Jesus Christ.
- Invite the Spirit (see Galatians 5:22–23).
- Include youth in planning and responsibility.
- Have a specific purpose.
- Begin with opening exercises.
- Be fun!





PLANNING MUTUAL ACTIVITIES IN 2 EASY STEPS



STEP 2. Plan a variety of activities using the ideas from Step 1.

	Date	Activity and purpose	Who attends?	Who is responsible? (Write names and responsibilities.)	
				Youth assignments	Adult assignments
Week 1			<input type="checkbox"/> Priests <input type="checkbox"/> Laurels <input type="checkbox"/> Teachers <input type="checkbox"/> Mia Maids <input type="checkbox"/> Deacons <input type="checkbox"/> Beehives <input type="checkbox"/> Others:		
Week 2			<input type="checkbox"/> Priests <input type="checkbox"/> Laurels <input type="checkbox"/> Teachers <input type="checkbox"/> Mia Maids <input type="checkbox"/> Deacons <input type="checkbox"/> Beehives <input type="checkbox"/> Others:		
Week 3			<input type="checkbox"/> Priests <input type="checkbox"/> Laurels <input type="checkbox"/> Teachers <input type="checkbox"/> Mia Maids <input type="checkbox"/> Deacons <input type="checkbox"/> Beehives <input type="checkbox"/> Others:		
Week 4			<input type="checkbox"/> Priests <input type="checkbox"/> Laurels <input type="checkbox"/> Teachers <input type="checkbox"/> Mia Maids <input type="checkbox"/> Deacons <input type="checkbox"/> Beehives <input type="checkbox"/> Others:		
Week 5			<input type="checkbox"/> Priests <input type="checkbox"/> Laurels <input type="checkbox"/> Teachers <input type="checkbox"/> Mia Maids <input type="checkbox"/> Deacons <input type="checkbox"/> Beehives <input type="checkbox"/> Others:		

MAY

Class or quorum

Mutual activities should:

- Strengthen testimonies of Jesus Christ.
- Invite the Spirit (see Galatians 5:22–23).
- Include youth in planning and responsibility.
- Have a specific purpose.
- Begin with opening exercises.
- Be fun!





PLANNING MUTUAL ACTIVITIES IN 2 EASY STEPS



STEP 2. Plan a variety of activities using the ideas from Step 1.

	Date	Activity and purpose	Who attends?	Who is responsible? (Write names and responsibilities.)	
				Youth assignments	Adult assignments
Week 1			<input type="radio"/> Priests <input type="radio"/> Laurels <input type="radio"/> Teachers <input type="radio"/> Mia Maids <input type="radio"/> Deacons <input type="radio"/> Beehives <input type="radio"/> Others:		
Week 2			<input type="radio"/> Priests <input type="radio"/> Laurels <input type="radio"/> Teachers <input type="radio"/> Mia Maids <input type="radio"/> Deacons <input type="radio"/> Beehives <input type="radio"/> Others:		
Week 3			<input type="radio"/> Priests <input type="radio"/> Laurels <input type="radio"/> Teachers <input type="radio"/> Mia Maids <input type="radio"/> Deacons <input type="radio"/> Beehives <input type="radio"/> Others:		
Week 4			<input type="radio"/> Priests <input type="radio"/> Laurels <input type="radio"/> Teachers <input type="radio"/> Mia Maids <input type="radio"/> Deacons <input type="radio"/> Beehives <input type="radio"/> Others:		
Week 5			<input type="radio"/> Priests <input type="radio"/> Laurels <input type="radio"/> Teachers <input type="radio"/> Mia Maids <input type="radio"/> Deacons <input type="radio"/> Beehives <input type="radio"/> Others:		

JUNE

Class or quorum

- Mutual activities should:
- Strengthen testimonies of Jesus Christ.
 - Invite the Spirit (see Galatians 5:22–23).
 - Include youth in planning and responsibility.
 - Have a specific purpose.
 - Begin with opening exercises.
 - Be fun!





PLANNING MUTUAL ACTIVITIES IN 2 EASY STEPS



STEP 2. Plan a variety of activities using the ideas from Step 1.

Week	Date	Activity and purpose	Who attends?	Who is responsible? (Write names and responsibilities.)	
				Youth assignments	Adult assignments
Week 1			<input type="checkbox"/> Priests <input type="checkbox"/> Laurels <input type="checkbox"/> Teachers <input type="checkbox"/> Mia Maids <input type="checkbox"/> Deacons <input type="checkbox"/> Beehives <input type="checkbox"/> Others:		
Week 2			<input type="checkbox"/> Priests <input type="checkbox"/> Laurels <input type="checkbox"/> Teachers <input type="checkbox"/> Mia Maids <input type="checkbox"/> Deacons <input type="checkbox"/> Beehives <input type="checkbox"/> Others:		
Week 3			<input type="checkbox"/> Priests <input type="checkbox"/> Laurels <input type="checkbox"/> Teachers <input type="checkbox"/> Mia Maids <input type="checkbox"/> Deacons <input type="checkbox"/> Beehives <input type="checkbox"/> Others:		
Week 4			<input type="checkbox"/> Priests <input type="checkbox"/> Laurels <input type="checkbox"/> Teachers <input type="checkbox"/> Mia Maids <input type="checkbox"/> Deacons <input type="checkbox"/> Beehives <input type="checkbox"/> Others:		
Week 5			<input type="checkbox"/> Priests <input type="checkbox"/> Laurels <input type="checkbox"/> Teachers <input type="checkbox"/> Mia Maids <input type="checkbox"/> Deacons <input type="checkbox"/> Beehives <input type="checkbox"/> Others:		

JULY

Class or quorum


Mutual activities should:

- Strengthen testimonies of Jesus Christ.
- Invite the Spirit (see Galatians 5:22–23).
- Include youth in planning and responsibility.
- Have a specific purpose.
- Begin with opening exercises.
- Be fun!





PLANNING MUTUAL ACTIVITIES IN 2 EASY STEPS




STEP 2. Plan a variety of activities using the ideas from Step 1.

	Date	Activity and purpose	Who attends?	Who is responsible? (Write names and responsibilities.)	
				Youth assignments	Adult assignments
Week 1			<input type="radio"/> Priests <input type="radio"/> Laurels <input type="radio"/> Teachers <input type="radio"/> Mia Maids <input type="radio"/> Deacons <input type="radio"/> Beehives <input type="radio"/> Others:		
Week 2			<input type="radio"/> Priests <input type="radio"/> Laurels <input type="radio"/> Teachers <input type="radio"/> Mia Maids <input type="radio"/> Deacons <input type="radio"/> Beehives <input type="radio"/> Others:		
Week 3			<input type="radio"/> Priests <input type="radio"/> Laurels <input type="radio"/> Teachers <input type="radio"/> Mia Maids <input type="radio"/> Deacons <input type="radio"/> Beehives <input type="radio"/> Others:		
Week 4			<input type="radio"/> Priests <input type="radio"/> Laurels <input type="radio"/> Teachers <input type="radio"/> Mia Maids <input type="radio"/> Deacons <input type="radio"/> Beehives <input type="radio"/> Others:		
Week 5			<input type="radio"/> Priests <input type="radio"/> Laurels <input type="radio"/> Teachers <input type="radio"/> Mia Maids <input type="radio"/> Deacons <input type="radio"/> Beehives <input type="radio"/> Others:		

AUGUST

Class or quorum

- Mutual activities should:
- Strengthen testimonies of Jesus Christ.
 - Invite the Spirit (see Galatians 5:22–23).
 - Include youth in planning and responsibility.
 - Have a specific purpose.
 - Begin with opening exercises.
 - Be fun!





PLANNING MUTUAL ACTIVITIES IN 2 EASY STEPS




STEP 2. Plan a variety of activities using the ideas from Step 1.

	Date	Activity and purpose	Who attends?	Who is responsible? (Write names and responsibilities.)	
				Youth assignments	Adult assignments
Week 1			<input type="radio"/> Priests <input type="radio"/> Laurels <input type="radio"/> Teachers <input type="radio"/> Mia Maids <input type="radio"/> Deacons <input type="radio"/> Beehives <input type="radio"/> Others:		
Week 2			<input type="radio"/> Priests <input type="radio"/> Laurels <input type="radio"/> Teachers <input type="radio"/> Mia Maids <input type="radio"/> Deacons <input type="radio"/> Beehives <input type="radio"/> Others:		
Week 3			<input type="radio"/> Priests <input type="radio"/> Laurels <input type="radio"/> Teachers <input type="radio"/> Mia Maids <input type="radio"/> Deacons <input type="radio"/> Beehives <input type="radio"/> Others:		
Week 4			<input type="radio"/> Priests <input type="radio"/> Laurels <input type="radio"/> Teachers <input type="radio"/> Mia Maids <input type="radio"/> Deacons <input type="radio"/> Beehives <input type="radio"/> Others:		
Week 5			<input type="radio"/> Priests <input type="radio"/> Laurels <input type="radio"/> Teachers <input type="radio"/> Mia Maids <input type="radio"/> Deacons <input type="radio"/> Beehives <input type="radio"/> Others:		

SEPTEMBER

Class or quorum

- Mutual activities should:
- Strengthen testimonies of Jesus Christ.
 - Invite the Spirit (see Galatians 5:22–23).
 - Include youth in planning and responsibility.
 - Have a specific purpose.
 - Begin with opening exercises.
 - Be fun!





PLANNING MUTUAL ACTIVITIES IN 2 EASY STEPS



STEP 2. Plan a variety of activities using the ideas from Step 1.

OCTOBER

Class or quorum

Week	Date	Activity and purpose	Who attends?	Who is responsible? (Write names and responsibilities.)	
				Youth assignments	Adult assignments
Week 1			<input type="radio"/> Priests <input type="radio"/> Laurels <input type="radio"/> Teachers <input type="radio"/> Mia Maids <input type="radio"/> Deacons <input type="radio"/> Beehives <input type="radio"/> Others:		
Week 2			<input type="radio"/> Priests <input type="radio"/> Laurels <input type="radio"/> Teachers <input type="radio"/> Mia Maids <input type="radio"/> Deacons <input type="radio"/> Beehives <input type="radio"/> Others:		
Week 3			<input type="radio"/> Priests <input type="radio"/> Laurels <input type="radio"/> Teachers <input type="radio"/> Mia Maids <input type="radio"/> Deacons <input type="radio"/> Beehives <input type="radio"/> Others:		
Week 4			<input type="radio"/> Priests <input type="radio"/> Laurels <input type="radio"/> Teachers <input type="radio"/> Mia Maids <input type="radio"/> Deacons <input type="radio"/> Beehives <input type="radio"/> Others:		
Week 5			<input type="radio"/> Priests <input type="radio"/> Laurels <input type="radio"/> Teachers <input type="radio"/> Mia Maids <input type="radio"/> Deacons <input type="radio"/> Beehives <input type="radio"/> Others:		

Mutual activities should:

- Strengthen testimonies of Jesus Christ.
- Invite the Spirit (see Galatians 5:22–23).
- Include youth in planning and responsibility.
- Have a specific purpose.
- Begin with opening exercises.
- Be fun!





PLANNING MUTUAL ACTIVITIES IN 2 EASY STEPS



STEP 2. Plan a variety of activities using the ideas from Step 1.

Week	Date	Activity and purpose	Who attends?	Who is responsible? <i>(Write names and responsibilities.)</i>	
				Youth assignments	Adult assignments
Week 1			<input type="checkbox"/> Priests <input type="checkbox"/> Laurels <input type="checkbox"/> Teachers <input type="checkbox"/> Mia Maids <input type="checkbox"/> Deacons <input type="checkbox"/> Beehives <input type="checkbox"/> Others:		
Week 2			<input type="checkbox"/> Priests <input type="checkbox"/> Laurels <input type="checkbox"/> Teachers <input type="checkbox"/> Mia Maids <input type="checkbox"/> Deacons <input type="checkbox"/> Beehives <input type="checkbox"/> Others:		
Week 3			<input type="checkbox"/> Priests <input type="checkbox"/> Laurels <input type="checkbox"/> Teachers <input type="checkbox"/> Mia Maids <input type="checkbox"/> Deacons <input type="checkbox"/> Beehives <input type="checkbox"/> Others:		
Week 4			<input type="checkbox"/> Priests <input type="checkbox"/> Laurels <input type="checkbox"/> Teachers <input type="checkbox"/> Mia Maids <input type="checkbox"/> Deacons <input type="checkbox"/> Beehives <input type="checkbox"/> Others:		
Week 5			<input type="checkbox"/> Priests <input type="checkbox"/> Laurels <input type="checkbox"/> Teachers <input type="checkbox"/> Mia Maids <input type="checkbox"/> Deacons <input type="checkbox"/> Beehives <input type="checkbox"/> Others:		

NOVEMBER

Class or quorum

- Mutual activities should:
- Strengthen testimonies of Jesus Christ.
 - Invite the Spirit (see Galatians 5:22–23).
 - Include youth in planning and responsibility.
 - Have a specific purpose.
 - Begin with opening exercises.
 - Be fun!





PLANNING MUTUAL ACTIVITIES IN 2 EASY STEPS



STEP 2. Plan a variety of activities using the ideas from Step 1.

	Date	Activity and purpose	Who attends?	Who is responsible? (Write names and responsibilities.)	
				Youth assignments	Adult assignments
Week 1			<input type="checkbox"/> Priests <input type="checkbox"/> Laurels <input type="checkbox"/> Teachers <input type="checkbox"/> Mia Maids <input type="checkbox"/> Deacons <input type="checkbox"/> Beehives <input type="checkbox"/> Others:		
Week 2			<input type="checkbox"/> Priests <input type="checkbox"/> Laurels <input type="checkbox"/> Teachers <input type="checkbox"/> Mia Maids <input type="checkbox"/> Deacons <input type="checkbox"/> Beehives <input type="checkbox"/> Others:		
Week 3			<input type="checkbox"/> Priests <input type="checkbox"/> Laurels <input type="checkbox"/> Teachers <input type="checkbox"/> Mia Maids <input type="checkbox"/> Deacons <input type="checkbox"/> Beehives <input type="checkbox"/> Others:		
Week 4			<input type="checkbox"/> Priests <input type="checkbox"/> Laurels <input type="checkbox"/> Teachers <input type="checkbox"/> Mia Maids <input type="checkbox"/> Deacons <input type="checkbox"/> Beehives <input type="checkbox"/> Others:		
Week 5			<input type="checkbox"/> Priests <input type="checkbox"/> Laurels <input type="checkbox"/> Teachers <input type="checkbox"/> Mia Maids <input type="checkbox"/> Deacons <input type="checkbox"/> Beehives <input type="checkbox"/> Others:		

DECEMBER

Class or quorum

- Mutual activities should:
- Strengthen testimonies of Jesus Christ.
 - Invite the Spirit (see Galatians 5:22–23).
 - Include youth in planning and responsibility.
 - Have a specific purpose.
 - Begin with opening exercises.
 - Be fun!

