

# Family Fun Time

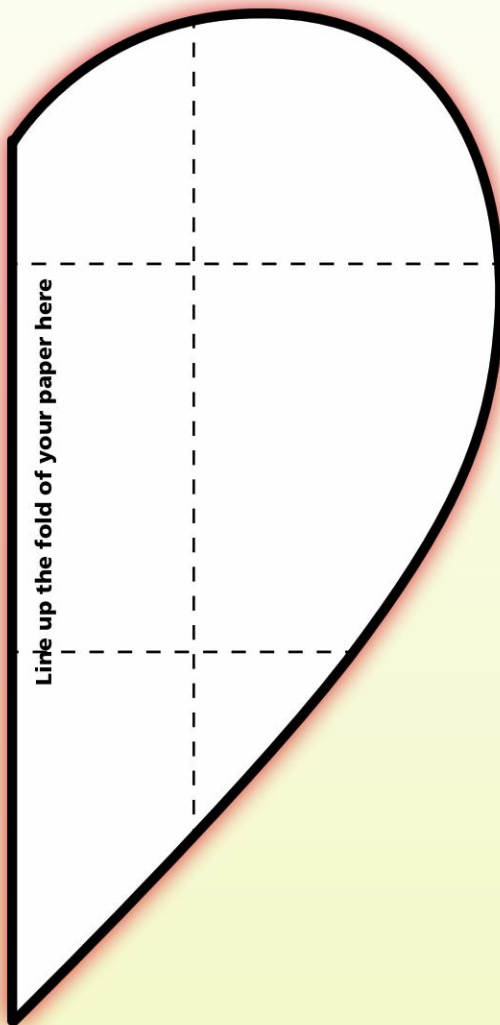

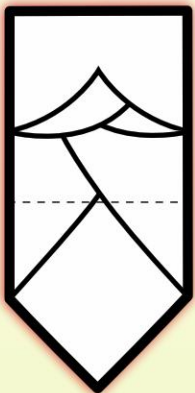
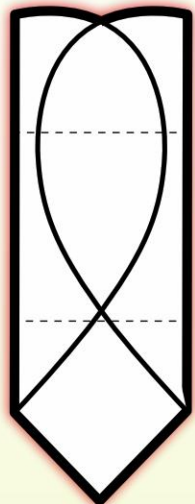


Read the story “Best Family Forever” (pages 4–5) and talk about times when your family has worked together. What things can you do to help a family member who may need extra love? Be sure to get an adult’s help with this craft and recipe.

## Origami Heart Envelopes

Show your family members you love them by giving them a secret message inside this heart envelope!

**You will need:**  
a pen or pencil  
colored paper  
scissors



1. Fold a paper in half. Line up the fold along the edge of the heart half on this page. Trace the heart half onto your paper. Cut it out and open the fold. You can use this to trace more hearts.
2. Fold the sides of your heart in thirds.
3. Fold the top of your heart down. Fold the pointed end and tuck it in to close the envelope.
4. Open the heart and write a special message inside. Close it up and give it to a family member.

## Apple Sandwiches

Snack on these yummy apple sandwiches while you write and read your messages together!

**You will need:**

apples  
small cookie cutters  
peanut or almond butter, or chocolate hazelnut spread  
toppings (raisins, chocolate chips, granola, nuts, etc.)

1. Have an adult cut an apple into horizontal slices. Cut through the whole apple, including the core.
2. Remove the core with a small cookie cutter. Use a cookie cutter with a fun shape!
3. Spread peanut or almond butter on an apple slice and sprinkle on the toppings.
4. Top with another apple slice and eat up!

